

APPLE TV

**Grand Computers Club
Apple SIG
April 15, 2019**

Talking Points

Topics:

- **Apple TV & streaming box overview**
- **Generation 4 specifications & features**
- **Installation & setup**
- **Demo**
- **Questions**

Overview

Apple TV gives you access to blockbuster movies, TV shows, sports, your music, photos, and more right on your HDTV. You can even play content from your PC, iOS device or Mac on your TV wirelessly using AirPlay.



Overview

It's TV the way you've always wanted to see it. The cable and premium channels you want. Over 100,000 movies to buy or rent. Popular streaming services. And coming this fall, original shows and movies from Apple TV+.



Apple TV 4K - Features

Apple TV site

<http://www.apple.com/apple-tv/>



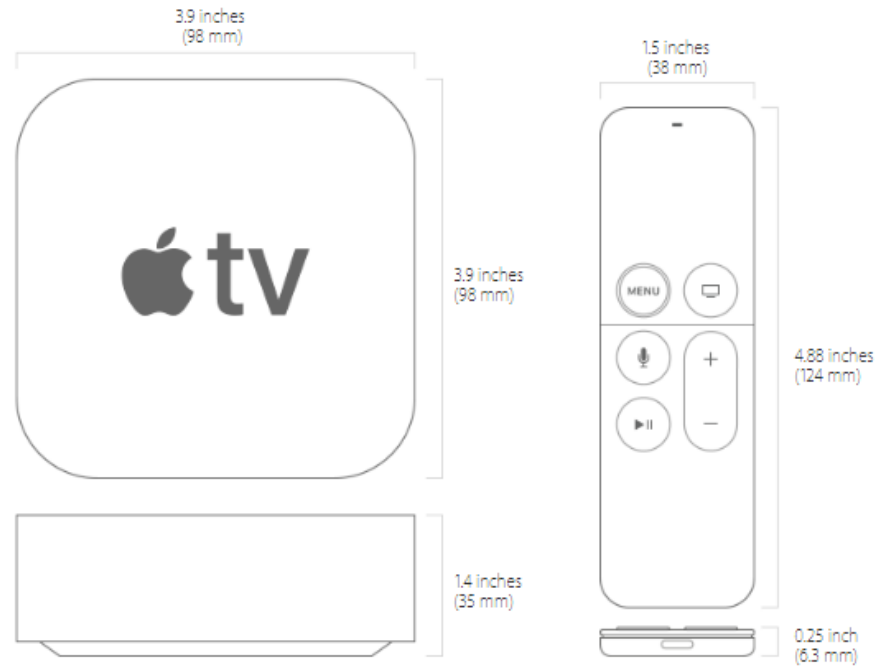
Apple TV – (Generation 4)

Apple TV HD

Tech Specs

Buy

Size and Weight



Height: 1.4 inches (35 mm)

Width: 3.9 inches (98 mm)

Depth: 3.9 inches (98 mm)

Weight: 15 ounces (425 g)¹

Height: 4.88 inches (124 mm)

Width: 1.5 inches (38 mm)

Depth: 0.25 inch (6.3 mm)

Weight: 1.59 ounces (45 g)¹

Apple TV – (Generation 4)

Apple TV HD

Tech Specs

Buy

Processor



A8 chip with 64-bit architecture

System Requirements

iTunes purchasing and renting and Home Sharing require iTunes Store account

Requires 802.11 wireless, Ethernet network, or Broadband Internet access

Requires acceptance of the software license terms at www.apple.com/legal/sla

Requires HDMI cable (sold separately)

Video Formats

HEVC SDR up to 1080p, 30 fps, Main/Main 10 profile

H.264 video up to 1080p, 60 fps, High or Main Profile level 4.2 or lower

H.264 Baseline Profile level 3.0 or lower with AAC-LC audio up to 160 Kbps per channel, 48kHz, stereo audio in .m4v, .mp4, and .mov file formats

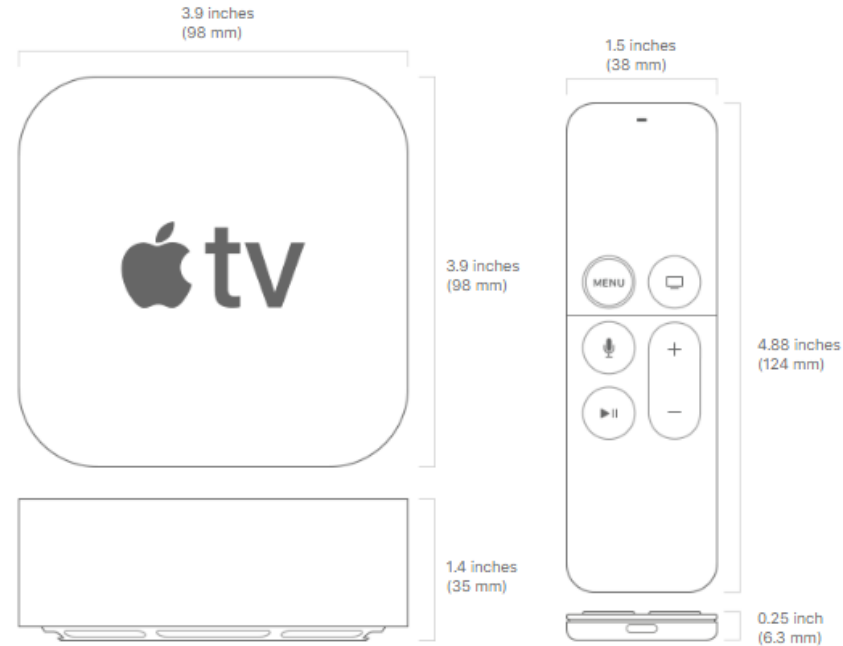
MPEG-4 video up to 2.5 Mbps, 640 by 480 pixels, 30 fps, Simple Profile with AAC-LC audio up to 160 Kbps, 48kHz, stereo audio in .m4v, .mp4, and .mov file formats

Apple TV 4K – (Generation 5)

Apple TV 4K

Overview Tech Specs [Buy](#)

Size and Weight



Height: 1.4 inches (35 mm)

Width: 3.9 inches (98 mm)

Depth: 3.9 inches (98 mm)

Weight: 15 ounces (425 g)¹

Height: 4.88 inches (124 mm)

Width: 1.5 inches (38 mm)

Depth: 0.25 inch (6.3 mm)

Weight: 1.59 ounces (45 g)¹

Apple TV 4K – (Generation 5)

Apple TV 4K

Overview Tech Specs [Buy](#)

Processor



A10X Fusion chip with 64-bit architecture

System Requirements

iTunes purchasing and renting and Home Sharing require iTunes Store account
Requires 802.11 wireless, Ethernet network, or Broadband Internet access
Requires 4K and HDR TV for 4K and HDR streaming
Requires acceptance of the software license terms at www.apple.com/legal/sla
Requires HDMI cable (sold separately)

Video Formats

H.264/HEVC SDR video up to 2160p, 60 fps, Main/Main 10 profile
HEVC Dolby Vision (Profile 5)/HDR10 (Main 10 profile) up to 2160p
H.264 Baseline Profile level 3.0 or lower with AAC-LC audio up to 160 Kbps per channel, 48kHz, stereo audio in .m4v, .mp4, and .mov file formats
MPEG-4 video up to 2.5 Mbps, 640 by 480 pixels, 30 fps, Simple profile with AAC-LC audio up to 160 Kbps, 48kHz, stereo audio in .m4v, .mp4, and .mov file formats

Apple TV 4K – (Generation 5)

FEATURES

- 4K support
- HDR support
- Touch-based remote that doubles as a controller
- A10X Fusion processor
- 32 or 64GB storage options
- Deep Siri integration

Apple TV +

- **Apple TV Plus is a video subscription service that will feature Apple's growing list of original TV shows and movies. When it launches this fall, Apple TV Plus will be the exclusive way to watch that content.**



Apple TV +

- **It will be accessible through the Apple TV app on iOS, Mac, and other platforms.**
- **The Apple TV Plus service focuses exclusively on Apple's own original programming.**
- **Apple will share price & availability details this fall**




Apple TV +



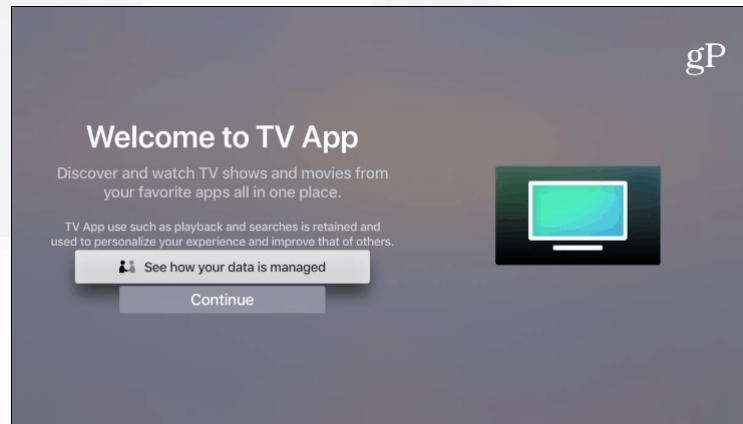
Apple TV App

- **It is currently a preinstalled app on all iPhone, iPad, and Apple TV devices.**
- **It's an all-in-one hub for finding recommendations on shows to watch.**



Apple TV App

- **The TV app itself is completely free to use.**
- **Apple will soon offer optional add-on subscriptions similar to what Amazon does with its Prime Video Channels. You'll be able to pay for HBO, Showtime, and other services using your Apple account.**



Apple TV App

Announced channels:

Acorn TV, BritBox, CBS All Access, Cinemax, CollegeHumor's Dropout, Epix, Eros Now, HBO, Lifetime Movie Club, Mubi, MTV Hits, Nickelodeon Hits, Noggin, PBS Living, Showtime, Shudder, Smithsonian Channel Plus, Starz, Sundance Now, Tastemade, Up Faith and Family, Urban Movie Channel

Also the possibility of local channels

Setting Up Apple TV

What you need

To start using Apple TV, you need the following:

High-definition TV

A high-definition TV (HDTV) that can display 720p or 1080p video

Cables

- An HDMI cable to connect Apple TV to your TV
- An optical digital audio cable (optional)

Setting Up Apple TV

Network

- An 802.11 a, b, g, or n Wi-Fi wireless network (wireless video streaming requires 802.11 a, g, or n), or 10/100Base-T Ethernet network
- A broadband Internet connection (DSL, cable, or LAN)
- Your wireless network name and password (if you use one)

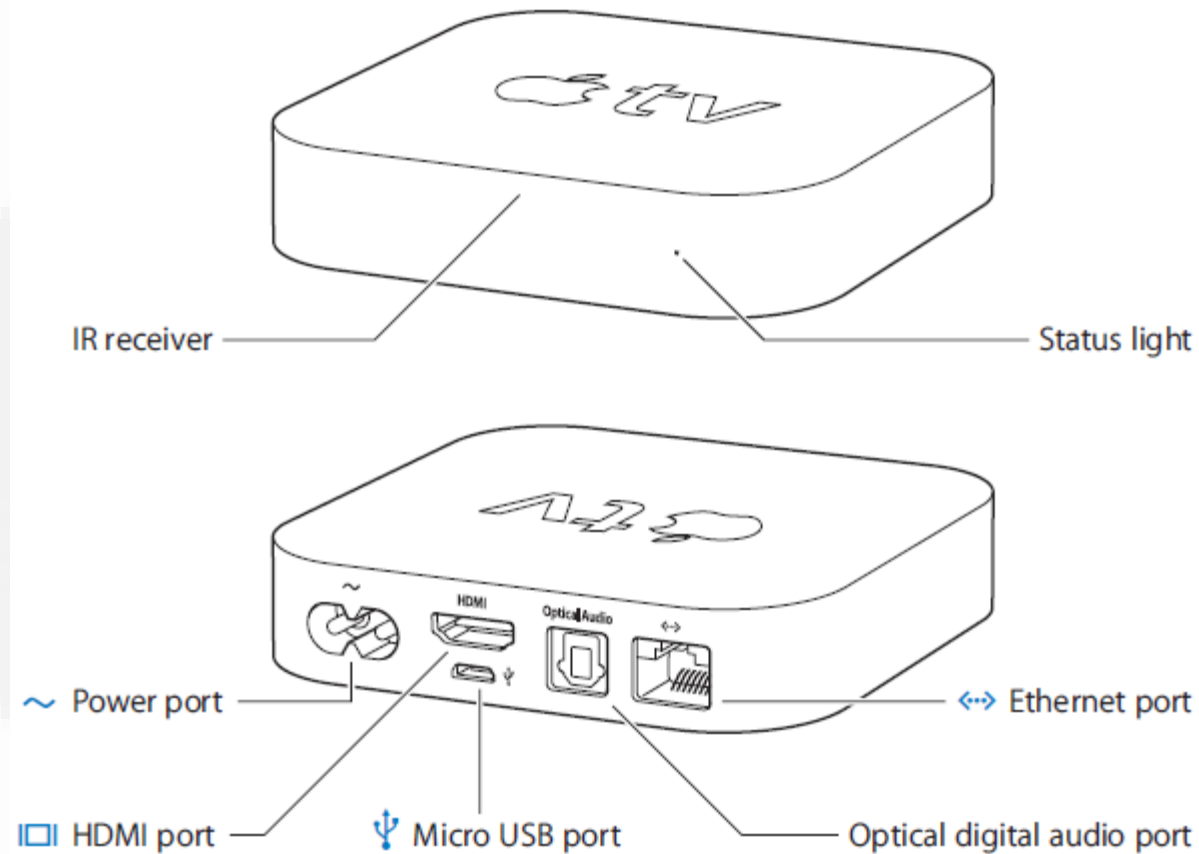
Software and accounts

To play content from a Mac or PC on Apple TV, you need:

- iTunes 10.5 or later
- An Apple ID to rent movies or purchase TV shows from the iTunes store, and to use Home Sharing to stream content from a Mac or PC
- A Netflix account to stream content. Other accounts may be required for full access to some Internet content.

Setting Up Apple TV

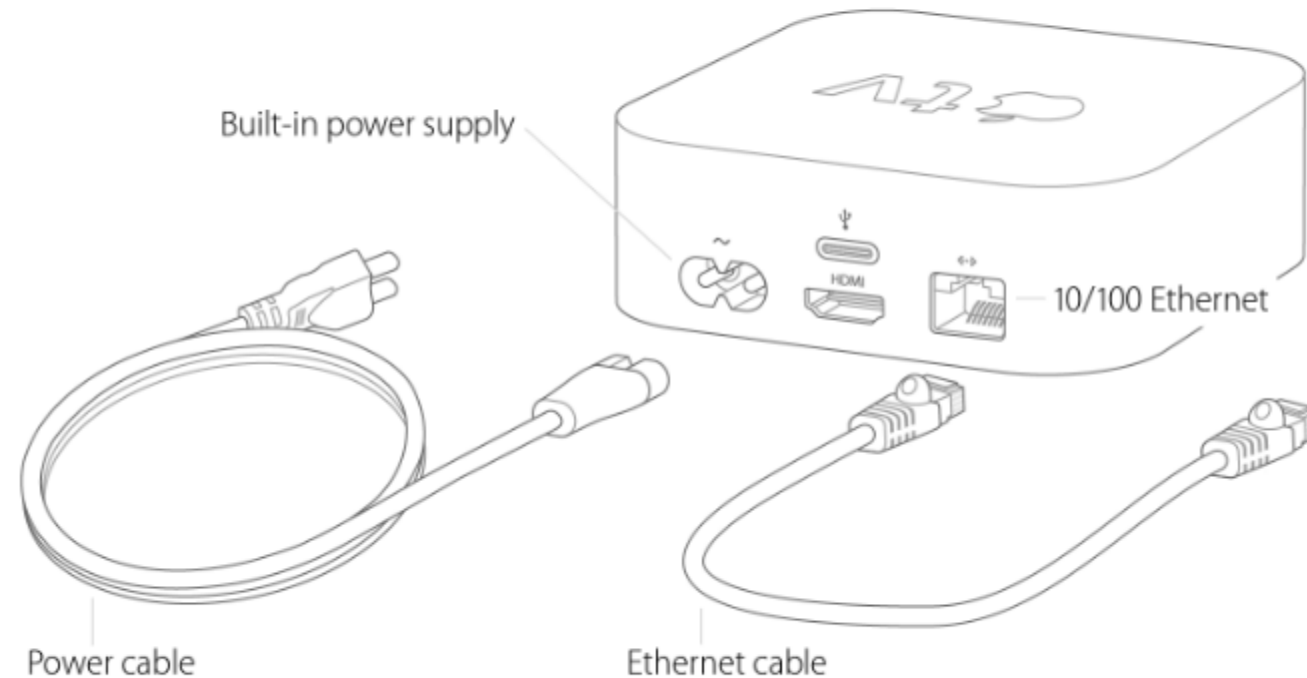
Apple TV at a glance



Setting Up Apple TV

Plug into power

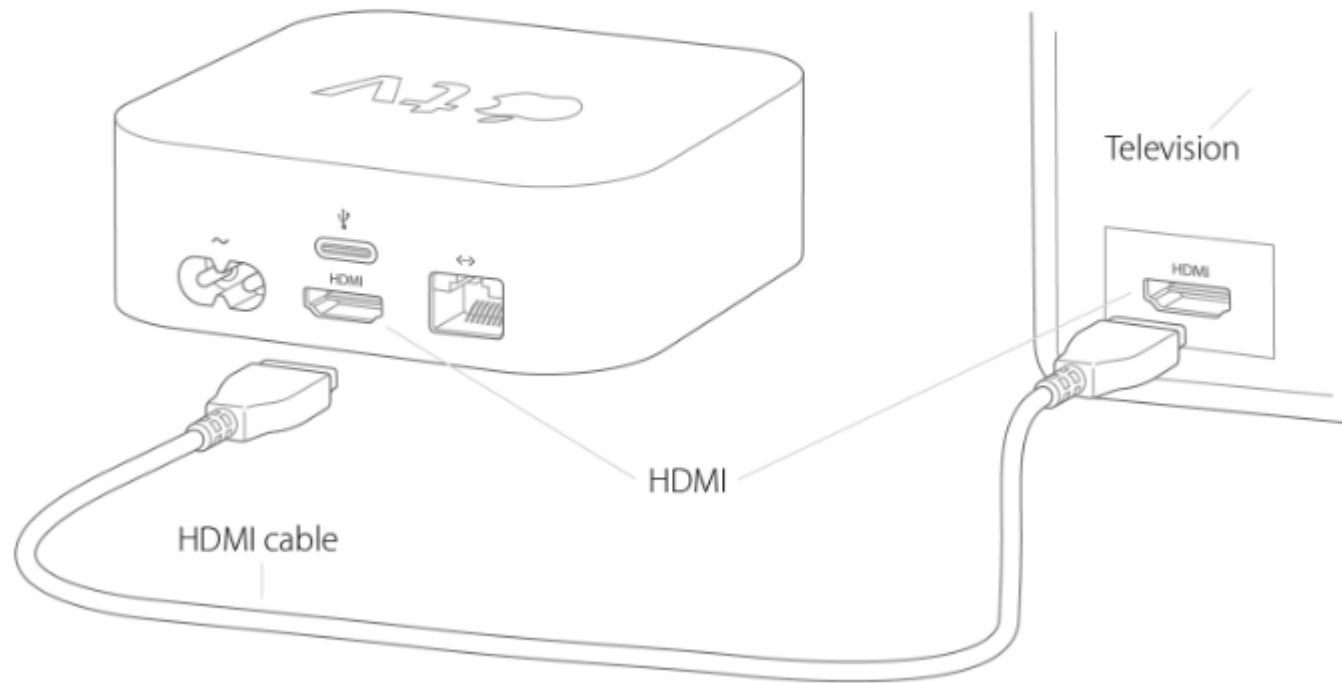
Plug your Apple TV into power. If you plan to use Ethernet, connect your Apple TV to your router with an Ethernet cable.



Setting Up Apple TV

Connect to your other home-theater devices

Connect an HDMI cable to the back of your Apple TV. If you have a receiver, connect the other end of the cable to it, then connect your receiver and television with another HDMI cable. If not, connect your Apple TV directly to your television with your HDMI cable.



Setting Up Apple TV

Find the pairing screen and connect your remote

When you see the Pair Your Remote screen,¹ press to click the [Touch surface](#) of your remote.

If a message asks, bring your remote closer to your Apple TV. For a remote that won't connect, press and hold the Menu and Volume Up buttons for two seconds.

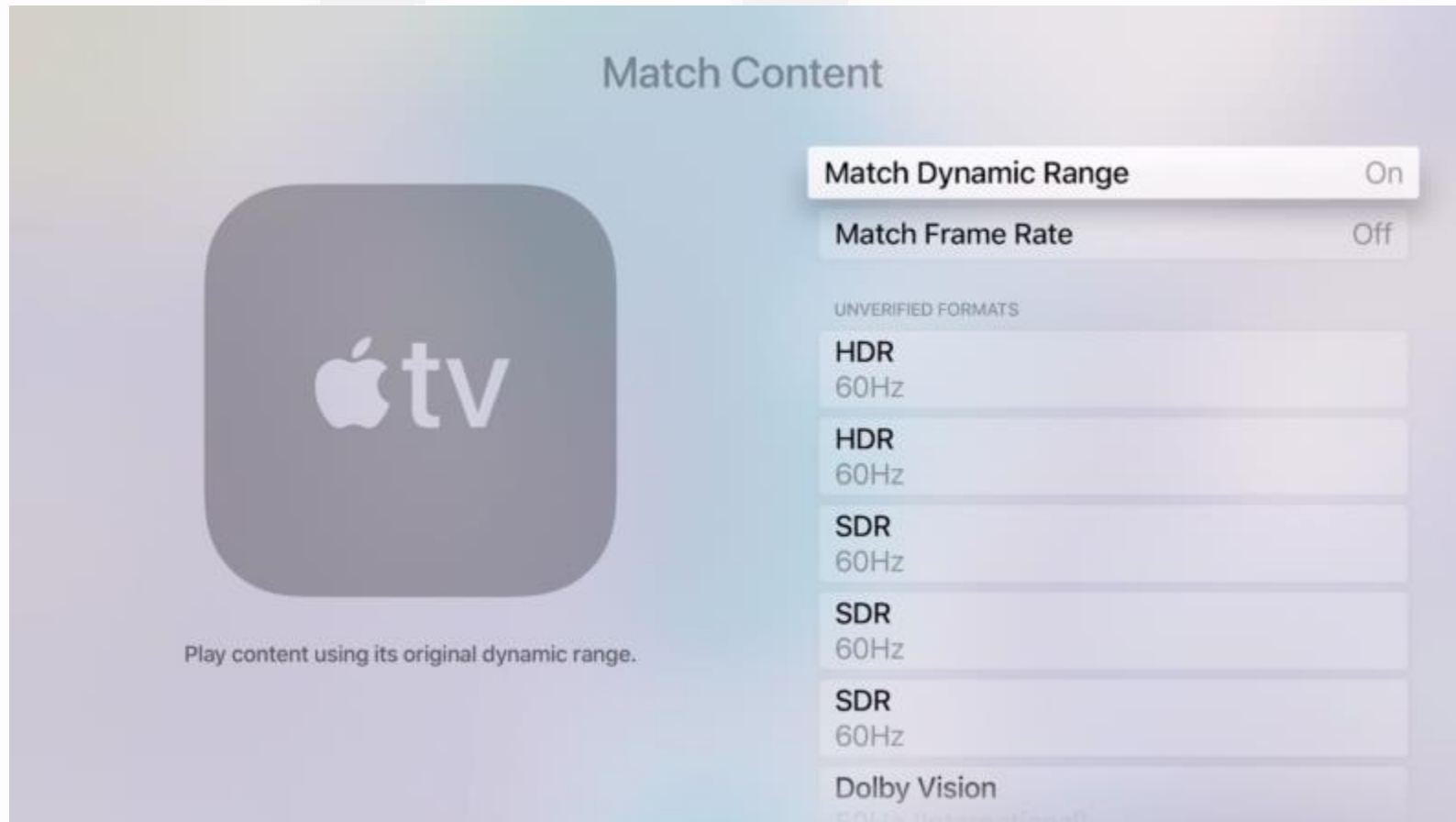
Pick language settings and choose a setup method

Click the Touch surface of your remote to choose your language and country or region. If asked, choose whether to use Siri.

To finish setting up your Apple TV, choose either Set Up with Device or Set Up Manually² and follow the steps below.

Setting Up Apple TV

Apple TV 4K Set Up



Connecting Devices to Apple TV

Airplay

- [Using iOS device or Mac OSX](#)
- [Air Parrot](#)



AirPlay

Tips & Tricks

[Apple TV Guides](#)

[Apple TV Ultimate Guide](#)

[Hacks & apps](#)

[Apple TV Skins](#)

[Apple TV +](#)

[Apple TV + and Apple TV app](#)

[27 tips for your new Apple TV](#)

Demos

Apple TV Gen 4



Next New Technology SIG Meeting

Google Fi

Thursday, April 18, 2019

4:00-5:30pm

Computer Club Classroom

Chaparral Center

Questions

